

TAB

TAB

PANEL 1A

PANEL 3

PANEL 2

PANEL 1B


Tent Card Interlocking Outside
 3 Sided / Panel Size: 91 x 200mm Flat Size: 295 x 200mm


Place your design within 'Artwork' layer and delete 'Guide' layer once finished.
Failure to remove guide layer will result in template printing over artwork design.


Please ensure:


- Colour: CMYK (RGB will be converted)
- Fonts: Embedded or converted to outlines
- Image Resolution: 300dpi or higher
- Crop marks and 3mm bleed are included
- Accepted format: PDF (one file)

Please upload **one PDF** including two copies of artwork - **one with cutter guide visible and one without.**

 **Finished Size** - This is the finished size of the product once cut.

 **Safe Area** - We recommend keeping text and images out of the grey area, remaining in white box.

 **3mm Bleed** - Please extend your artwork into the bleed if you are using full colour or imagery in the background. Anything within this area will be removed once cut.

 **Crease** - These lines will be creased to create folds. For best results do not place small text across these lines.

TAB

PANEL 1A

PANEL 3

PANEL 2

PANEL 1B

TAB


Tent Card Interlocking Inside
 3 Sided / Panel Size: 91 x 200mm Flat Size: 295 x 200mm


Place your design within 'Artwork' layer and delete 'Guide' layer once finished.
Failure to remove guide layer will result in template printing over artwork design.


Please ensure:


- Colour: CMYK (RGB will be converted)
- Fonts: Embedded or converted to outlines
- Image Resolution: 300dpi or higher
- Crop marks and 3mm bleed are included
- Accepted format: PDF (one file)

Please upload one PDF including two copies of artwork - one with cutter guide visible and one without.

 **Finished Size** - This is the finished size of the product once cut.

 **Safe Area** - We recommend keeping text and images out of the grey area, remaining in white box.

 **3mm Bleed** - Please extend your artwork into the bleed if you are using full colour or imagery in the background. Anything within this area will be removed once cut.

 **Crease** - These lines will be creased to create folds. For best results do not place small text across these lines.